



Phonics Screen



- This year the screen will be the week commencing 8th June
- Taken by every child in Yr 1 throughout the country
- 40 words – 20 real and 20 alien (*1:1 no time limit to complete*)
- In previous years, the children need to read 32 correctly to pass.



Phonics Screen

Phonics screening check

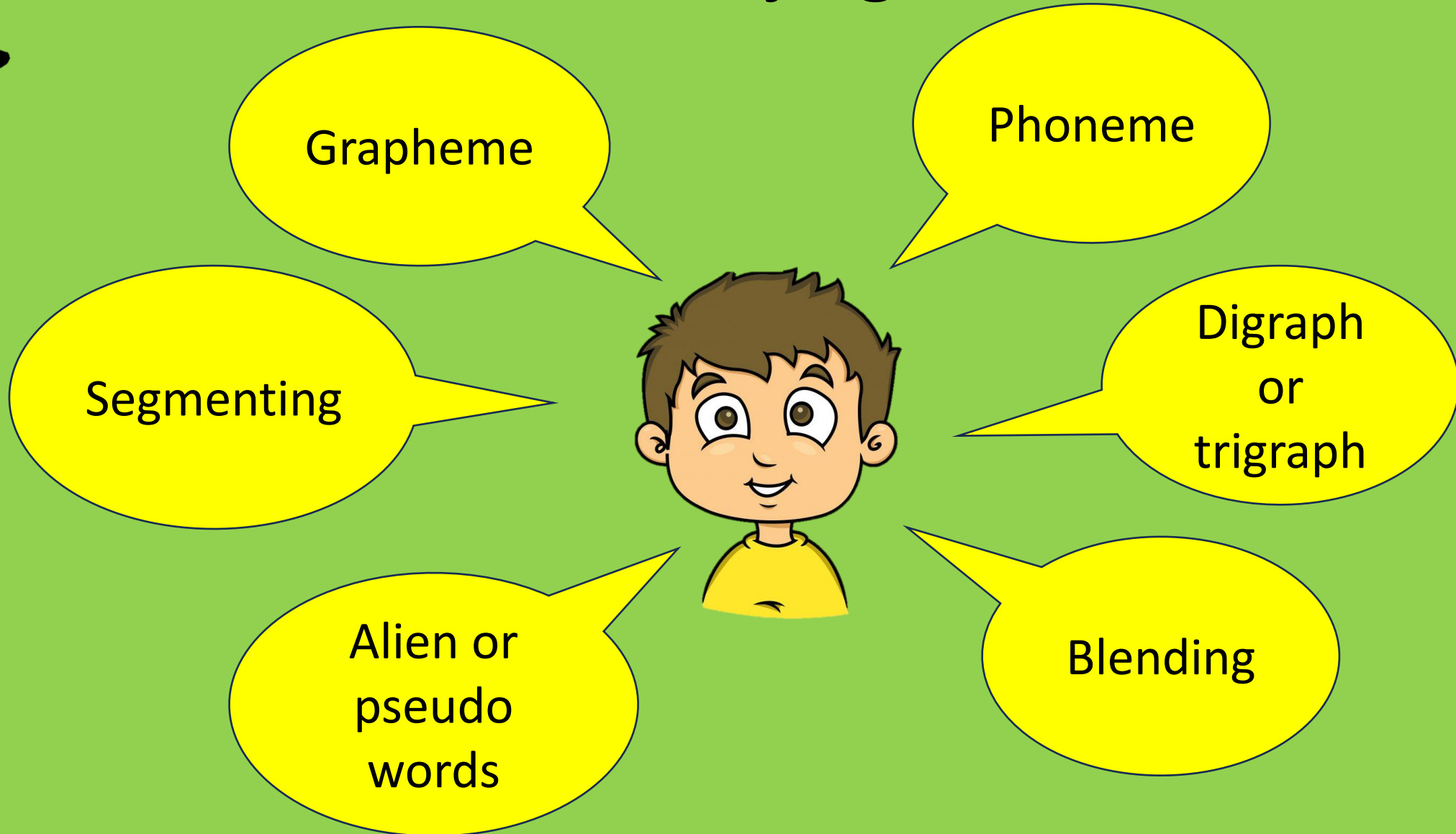
The [phonics screening check](#) confirms that all children in year 1 have learned phonic decoding to an appropriate standard. Children who have not reached this standard should receive extra support from their school to improve their decoding skills and will then have another opportunity to take the check in year 2.

*The Government's Standards and
Testing Agents January 2025*

- Accurate word reading at the age of 6 is a good predictor of future reading success.
- Through looking at the results of the test, we can see which children need more support going into Year 2.



Phonics 'jargon'



Grapheme

Phoneme

Digraph
or
trigraph

Blending

Alien or
pseudo
words

Segmenting




Phonics 'jargon'

The smallest unit of sound in a word . .

cat = c a t (3 sounds)

lamp = l a m p (4 sounds)

shop = sh o p (3 sounds)




Phoneme



Phonics 'jargon'

Blending



Blending the phonemes together to make a word

r - u - n = run



Phonics 'jargon'

Segmenting



This is the opposite of blending.

When the reader looks at a word and break
is down

mat = m a t


chips = ch i p s



Phonics 'jargon'

Grapheme

Digraph or
trigraph



The way the phoneme is written:

single letters

digraphs (2 letters – sh, ch, ai)

trigraphs (3 letters – air, ear, igh)




Phonics 'jargon'

These are words which are not 'real' words


Examples from 2025 screen

dup, gox, loip,

jigh, phope, virp



Alien or
nonsense
or pseudo
words



In the screen these words have an alien picture next to them so the reader isn't looking for it to make sense.



Why have the alien words?












- These words are included in the check specifically to assess whether your child can decode a word using phonic skills and not their memory. They need to be able to read and decode words that are unfamiliar to them.
- When children experience new words for the first time in their reading books, they have to use their decoding and blending skills to identify the word through their known phonics knowledge. The Phonics Screening Check checks to see if they can do this with good accuracy.



Phonics Screen

- Lets have a look at an example of a Phonics screen.

Ph	Phonics screening check		
KEY STAGE 1	Pupil materials		
2012			
			
			
	National Curriculum assessments		

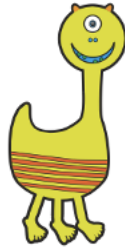


Section 1

clen




stizz



pult



heeft



Section 1

shop

yell

peel

check


Section 1 includes phonemes learnt in Reception



Section 2 includes phonemes learnt in Year 1

Section 2


sleft




thresk



spleg



strume



Section 2

delay

statue

counter

grateful



Phase 3 digraphs/trigraphs

- Phase 3 sounds:























Catchphrase	Grapheme	Catchphrase	Grapheme
 tail in the rain	ai	 sheep in a jeep	ee
 a light in the night	igh	 soap that goat	oa
 zoom to the moon	oo	 hook a book	oo
 march in the dark	ar	 born with a horn	or
 curl the fur	ur	 wow owl	ow
 boing boing	oi	 get near to hear	ear
 chair in the air	air	 a bigger digger	er



Phase 5 diagraphs

- Phase 5 sounds:

My Phase 5 Sound Mat

ay 	ou 	ie 	ea 	oy 	ir 	ue 	ue 
aw 	wh 	ph 	ew 	ew 	oe 	au 	ey 
a-e 	e-e 	i-e 	o-e 	u-e 	u-e 		



What can I do at home?



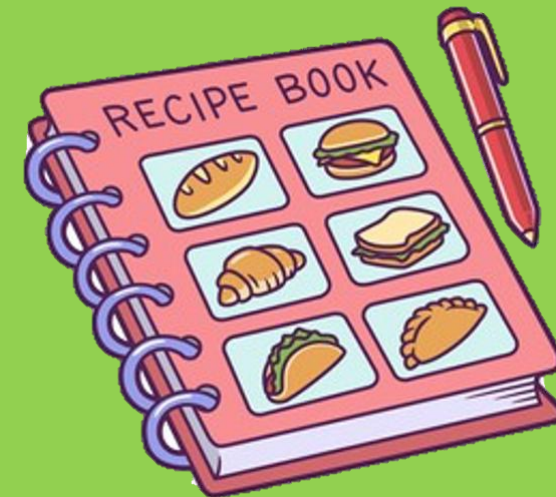

Take time each day to read – even just 5 minutes a day can make a HUGE difference.

- Let your child read their reading book to you but also enjoy reading to them from story books, not just phonics books.



What can I do at home?

Read things all around them . . .





What can I do at home?

- Play phonics games – lots online, post-its, matching pairs etc
- Make sure they know all their Phase 3 and Phase 5 sounds
- Use the Phase 3 and 5 phonemes to make up their own alien words





Early reading is vital . . .

Children learn to read to read to learn





A little bit of fun . . .



According to a researcher at Cambridge University, it doesn't matter in what order the letters in a word are, the only important thing is that the first and last letter be at the right place. The rest can be a total mess and you can still read it without problem. This is because the human mind does not read every letter by itself, but the word as a whole.