



Little Wandle- Letters and Sounds EYFS Phonics Home Learning















Phase 2, Week 1

Week commencing: 25th September 2023

Please support your child to practise and reinforce the phonemes and graphemes we are learning in school. More information and support on the pronunciation of these can be found on the Little Wandle website: <https://www.littlewandlelettersandsounds.org.uk/resources/for-parents/>

Phonemes we have focused on this week:

 snake	 	 astronaut	 
<p>Pronunciation Phrase</p>	<p>Formation Phrase</p>	<p>Pronunciation Phrase</p>	<p>Formation Phrase</p>
<p>Show your teeth and and let the s hiss out ssssss ssssss</p>	<p>Under the snake's chin, slide down and round its tail.</p>	<p>Open your mouth wide and make the a sound at the back of your mouth a a a</p>	<p>Around the astronaut's helmet and down into space.</p>
 tiger	 	 penguin	 
<p>Pronunciation Phrase</p>	<p>Formation Phrase</p>	<p>Pronunciation Phrase</p>	<p>Formation Phrase</p>
<p>Open your lips; put the tip of your tongue behind your teeth and press t t t</p>	<p>From the tiger's nose to its tail, then follow the stripe across the tiger.</p>	<p>Bring your lips together, push them open and say p p p</p>	<p>Down the penguin's back, up and around its head.</p>